



NEXT GENERATION 2015

ESCALADE



Escalade



ESCALADE


Escalade Premium Collection / Dark Granite Metallic



The next-generation Escalade. Is the arrival of the most anticipated generation of Cadillac's crown jewel worthy merely of an introduction or should it be more of a celebration? We would argue the latter considering the level of design, craftsmanship and detail that transformed it into the epitome of luxury. The charge of taking an American icon and elevating it to extraordinary new heights, which previously existed solely in the hearts and imagination of the world's finest designers and artisans, was as exhilarating and monumental as the vehicle itself. Welcome to the Cadillac of Escalades.

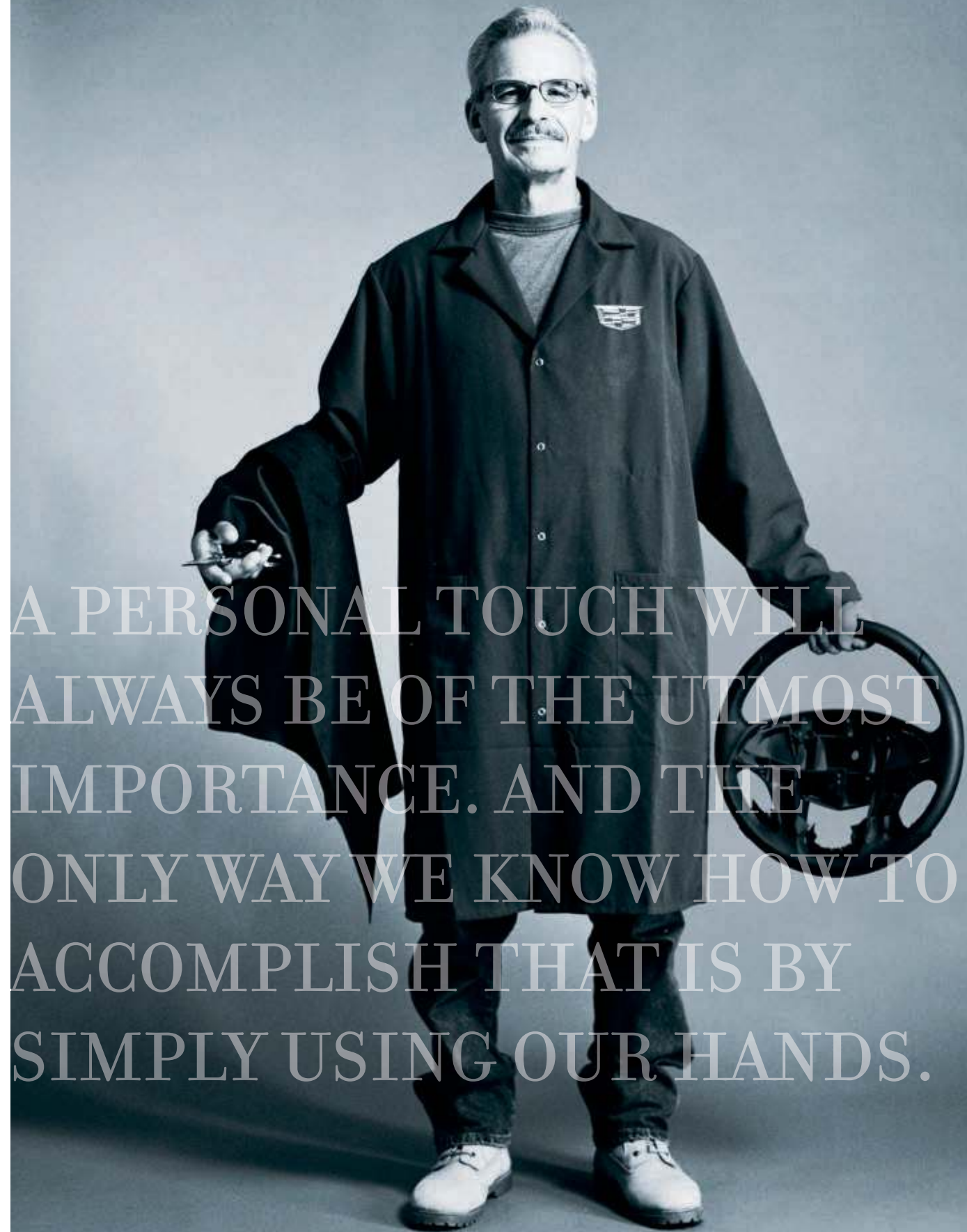
THE CADILLAC
OF ESCALADES.

Escalade Platinum Collection / Majestic Plum Metallic

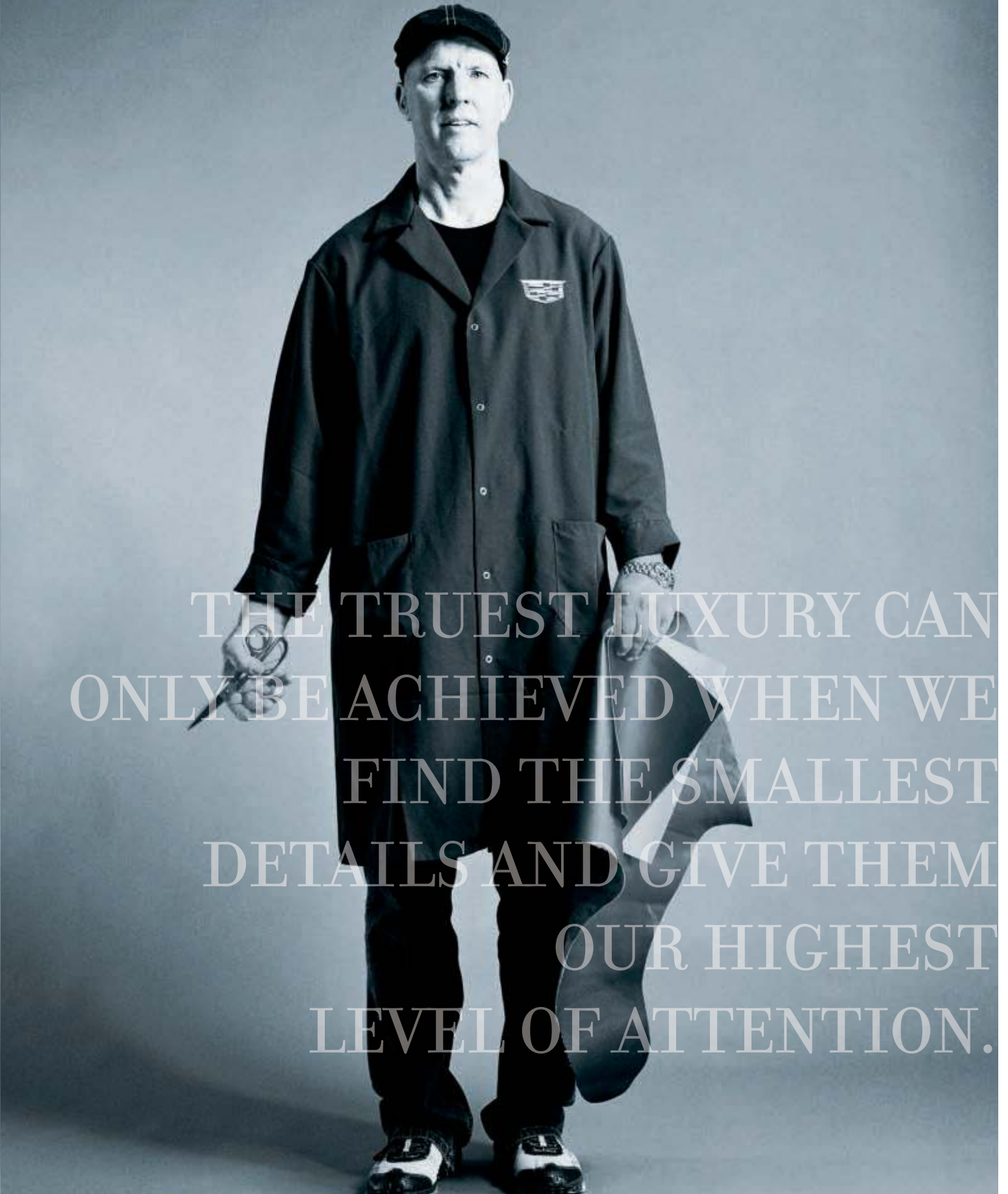


ONE SIGNATURE.

Some people look at an automobile and all they see is metal and glass. But the Escalade sculptors, designers and craftsmen are true artists with a real passion for the automotive form. They immerse themselves in everything about the vehicle and infuse their spirit into everything the vehicle becomes. They feel, and we agree, that it's truly amazing to bring something handcrafted into the world.



A PERSONAL TOUCH WILL ALWAYS BE OF THE UTMOST IMPORTANCE. AND THE ONLY WAY WE KNOW HOW TO ACCOMPLISH THAT IS BY SIMPLY USING OUR HANDS.



THE TRUEST LUXURY CAN ONLY BE ACHIEVED WHEN WE FIND THE SMALLEST DETAILS AND GIVE THEM OUR HIGHEST LEVEL OF ATTENTION.





OUR CROWN JEWEL,
CUT AND CRAFTED TO FORM.

Finding the perfect elements to create a uniquely Escalade interior required searching the world over, so we did just that. With the finest materials in hand, 11 interior artisans endeavored to capture the essence of absolute luxury by dramatically layering fabrics and textures specifically chosen to complement one another. The hand-wrapped and cross-stitched heated steering wheel, dressed in leather, adds a personal touch. Exceptionally comfortable and supportive leather seating surfaces create a new level of Escalade sophistication. Even the center console, armrest and instrument panel trim are taut, cut-and-sewn masterpieces.

Escalade Premium Collection / Shale with Cocoa Accents and American Walnut Trim



Authentic Wood Throughout
Each interior theme inspired our designers to choose the perfect genuine wood accompaniment. Jet Black is paired with exotic Santos Palisander. Shale received a distinctive American Walnut. Available Kona Brown is complemented with a Natural Finish Elm that will only grow richer with time.

Quietest Escalade Ever
Acoustic front glass, triple-sealed doors and the use of Bose® Active Noise Cancellation create a serene interior. The Bose technology actively monitors and measures undesirable cabin noise and sends a canceling frequency through the speakers to reduce powertrain sounds.

Heated and Cooled Front Seats
When it comes to comfort, feeling is believing. That's why the perforated Mulan leather driver and front-passenger seatbacks and cushions are both heated and cooled.



OUR ARTISANS WORK IN LEATHER,
WOOD AND MICROCHIPS.

If artists are defined by their work, then the engineers who designed and implemented the electronics in the next-generation Escalade deserve a place among the greats. Consider this a time when modern technology meets modern art.

HEAD-UP DISPLAY The available reconfigurable Head-Up Display offers a full-color interface that conveniently projects desired information – such as speed, engine rpm, navigation and more – on the windshield in your natural line of sight. **RECONFIGURABLE DISPLAY** Customize your 12.3" diagonal LCD gauge display to one of four personas that mixes traditional vehicle data with navigation, entertainment and detailed 3-D vehicle images. **BOSE® CENTERPOINT® SURROUND SOUND SYSTEM** This 16-speaker system features Advanced Staging Technology, an innovation that creates an immersive sound that brings you the feeling of being front row, center stage. **CADILLAC CUE** Displayed on an intuitive screen, CUE¹ – Cadillac User Experience – functions like a tablet with touch features, device synchronization and the ability to recognize your natural voice. **NAVIGATION/NAVTRAFFIC** Standard navigation² brings constantly updated maps to your 8" diagonal CUE touch screen, while NavTraffic³ included for three trial months, keeps you informed of the latest traffic conditions. **REAR-SEAT ENTERTAINMENT SYSTEM** Standard on the Premium and Platinum Collections and available on the Luxury Collection, our entertainment system features a large 9" screen (two screens in ESV), along with first-in-class Blu-ray™ playback. Available **ONSTAR WITH 4G LTE** and built-in Wi-Fi® hotspot⁴ provides a high-speed, highly reliable 4G LTE connection that delivers an enhancement to current OnStar services and is capable



of connecting up to seven mobile devices for streaming customized content. **WIRELESS CHARGING**⁵ With this station conveniently located on the center console, you can inductively charge your compatible phone and certain other mobile devices.

1. Full functionality requires compatible Bluetooth® and smartphone. Some devices require USB connectivity. 2. Map coverage available in the United States, U.S. Virgin Islands, Puerto Rico and Canada. 3. All SiriusXM services require a subscription, sold separately by SiriusXM after trial period. Fees and taxes apply. All fees and programming subject to change. Sirius, XM and all related marks and logos are trademarks of Sirius XM Radio Inc. See Customer Agreement for complete terms and more information at siriusxm.com. For more information about NavTraffic, visit siriusxm.com/navtraffic.

4. Devices must be WPA2-compliant with active OnStar service and data plan. Wi-Fi devices manufactured prior to 2006 may not be compatible. Please consult your device manufacturer for information regarding the WPA2 security protocol and Wi-Fi device compatibility. Visit onstar.com for details and system limitations. 5. The system wirelessly charges one PMA- or Qi-compatible mobile device. To check for phone or other device compatibility, go to gmtotalconnect.com.

EVEN THE SECOND AND THIRD ROWS
ARE FIRST CLASS.



POWER-FOLDING THIRD-ROW SEATS All it takes is mere seconds for these seats to fold flat, letting you go from passenger space to cargo space and back in no time.

HEATED SECOND-ROW SEATS Our second-row seats make a great first impression, providing warmth, comfort and luxury in abundance. **POWER-RELEASE**

FOLD-AND-TUMBLE SECOND-ROW SEATS In the Luxury, Premium and Platinum Collections, a simple touch of a button sends the second row in motion, making it infinitely more convenient for rear passengers to enter the spacious third row. **SPACE FOR**

EVERYTHING With the third-row seats folded flat, the Escalade ESV offers 120.9 cubic feet of cargo space¹ and more storage compartments than ever before. **CARGO MANAGEMENT**

SYSTEM More storage means you can bring more of what matters to you. The system located behind the third row provides additional underfloor space. Simply lift the hinged door to find a compartment that's hidden from view yet easy to access. **CENTER CONSOLE**

STORAGE A smartphone deserves a smart console. That's why we created one with multiple USB² ports and a layered soft-touch tray. It has an intelligently designed section for your electronic devices and overall room to accommodate a tablet or small laptop. And because not all things run on USB, there's a 110-volt power outlet.







INTRODUCING ESCALADE PLATINUM -
INDULGENCE ON A MUCH GRANDER SCALE.

Escalade Platinum Collection / Majestic Plum Metallic

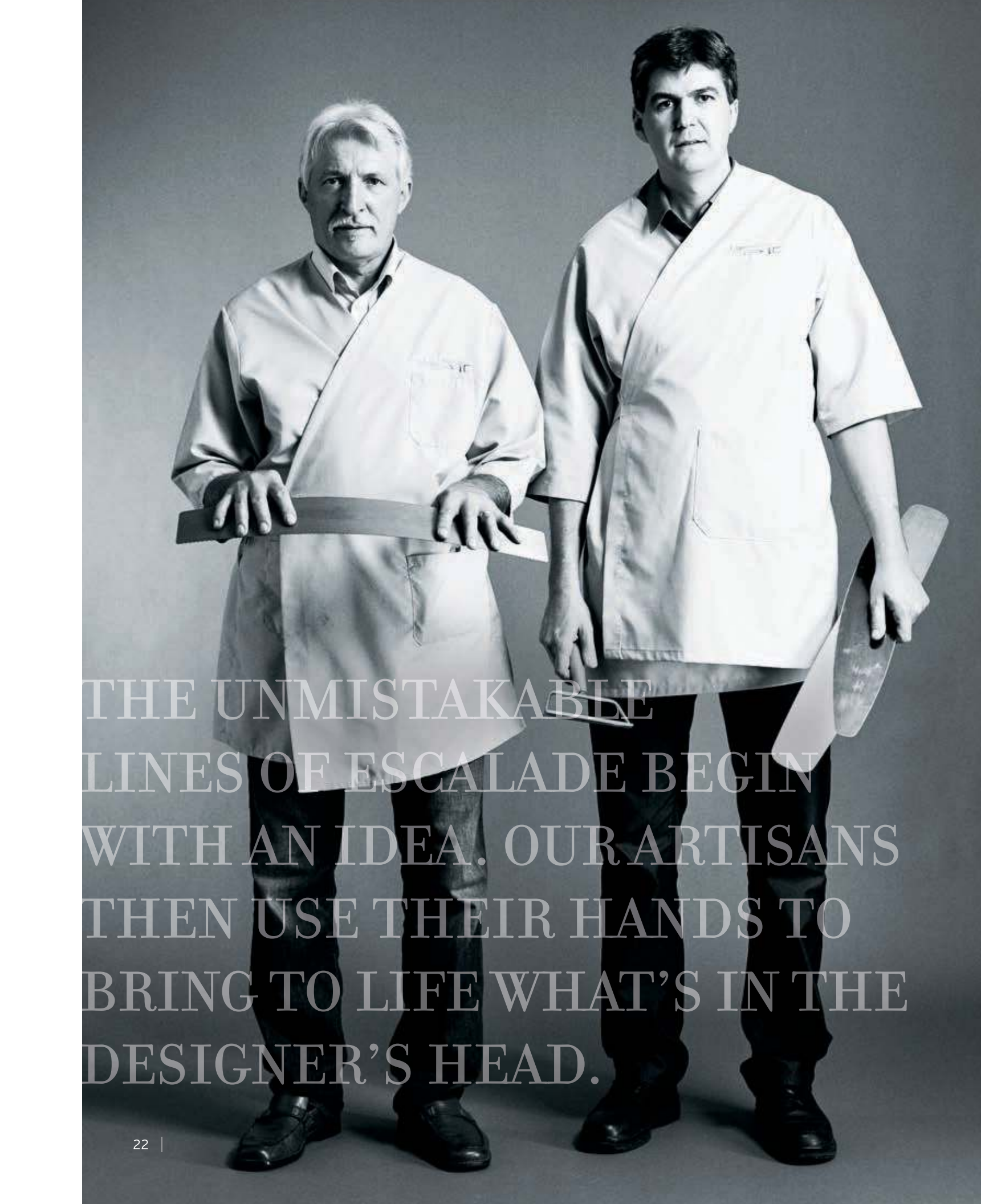


Escalade Platinum Collection / Tuscan Brown with Natural Finish Crème Laurel Trim

AIMED SQUARELY AT THE
HIGHEST COMMON DENOMINATOR.



Because there must be a best of the best, we created the Escalade Platinum. The finest leather envelops the interior in unprecedented amounts, from the cut-and-sewn instrument panel, top pad and center console to the upper door trim and every seat – including Nappa semi-aniline leather for the front two rows. The sueded microfiber headliner and door pillar trim elevate the definition of luxury. Two wood trims make an exclusive statement – Natural Finish Crème Laurel paired with Tuscan Brown leather and Sumi Black Tamo Ash matched with Jet Black leather. DVD screens in the front head restraints, as well as one overhead (two in ESV), announce that we considered every passenger equally. And a center console cooler keeps beverages and snacks chilled when you travel.

A black and white photograph of two men standing side-by-side against a dark grey background. Both men are wearing white lab coats. The man on the left is older with white hair and a mustache, holding a long, dark, flat strip of material with both hands. The man on the right is younger with dark hair, also holding a similar strip. They appear to be in a workshop or studio setting.

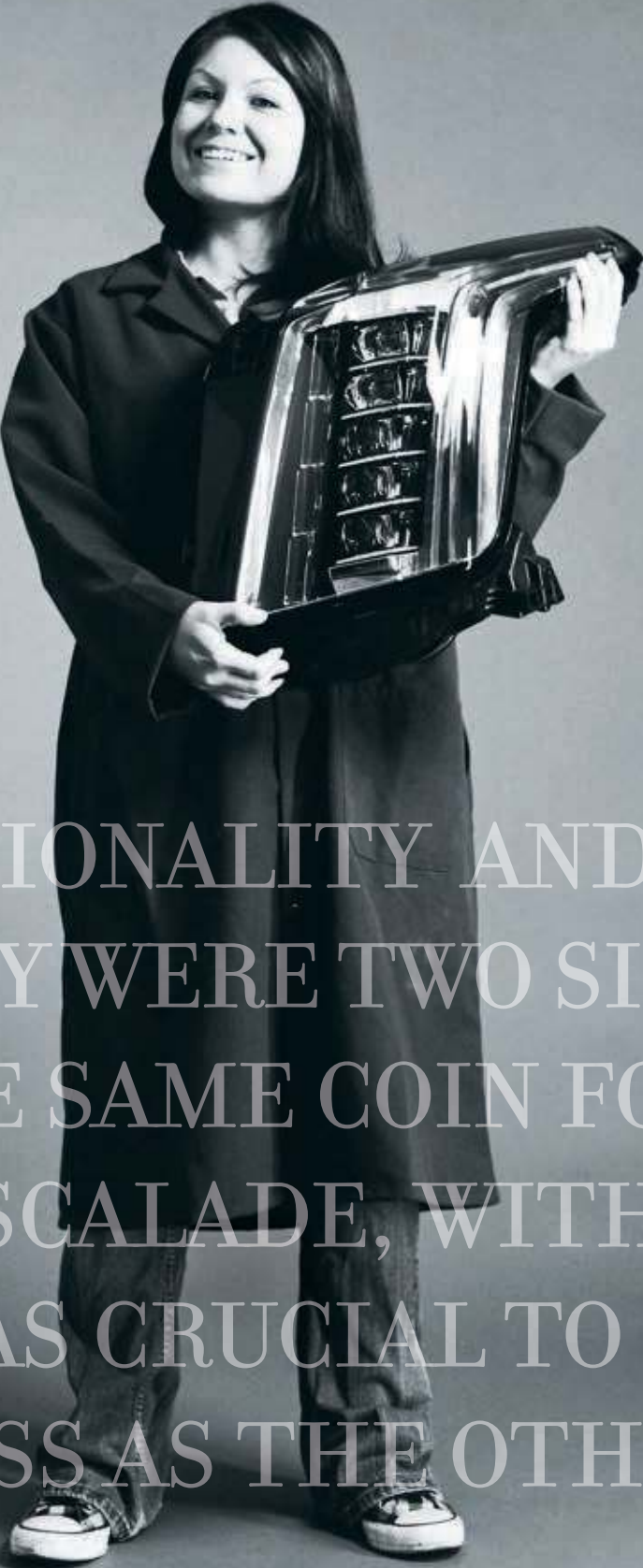
THE UNMISTAKABLE
LINES OF ESCALADE BEGIN
WITH AN IDEA. OUR ARTISANS
THEN USE THEIR HANDS TO
BRING TO LIFE WHAT'S IN THE
DESIGNER'S HEAD.



UNCOVERING OUR LATEST ICON TOOK THE STROKES OF GENIUSES. This is not a computer model. This is not a concept 3-D drawing. This is literally a mobile work of art, sculpted by dedicated hands. Every line, every bevel and every curve has been painstakingly rendered by artisans who live and love their craft.



Escalade ESV Platinum Collection / White Diamond Tricoat



A woman with long dark hair, wearing a dark coat and jeans, is smiling and holding a large, rectangular, chrome headlight assembly. The background is a plain, light-colored wall. On the left side of the image, there are vertical strips showing close-ups of the Cadillac headlight and grille.

FUNCTIONALITY AND
BEAUTY WERE TWO SIDES
OF THE SAME COIN FOR
THE ESCALADE, WITH
EACH AS CRUCIAL TO
SUCCESS AS THE OTHER.



A man with glasses, wearing a dark suit jacket, a white shirt, and dark trousers, is standing and holding a large, rectangular, red taillamp assembly. He is looking directly at the camera. The background is a plain, light-colored wall. On the right side of the image, there are vertical strips showing close-ups of the Cadillac taillamp and grille.

THE ICONIC CADILLAC
TAILLAMP SIGNATURE
RECEIVED A MODERN
INTERPRETATION AND,
IN THE PROCESS, BECAME
AN INSTANT CLASSIC.

EVERY ESCALADE
MAKES A STATEMENT.



Escalade Premium Collection / Black Raven

ESV JUST MAKES
A BIGGER ONE.



Escalade ESV Premium Collection / Black Raven



As with every aspect of this icon, the additional 20 inches of **ESCALADE ESV** aren't just for show. The extra room provides generous luxury for up to eight passengers – including nearly 10 more inches of third-row legroom. There's 120.9 cubic feet¹ of cargo capacity with all seats folded – that's almost 27 cubic feet¹ more than the standard wheelbase Escalade – not to mention 39.3 cubic feet¹ behind the third row. And the ESV was designed with larger rear doors that open wide to allow easy entry or exit, proving we'll go to great lengths to make sure you're fully accommodated.

BETTER DOESN'T
ALWAYS MEAN BIGGER.



The 6.2L V8 engine, paired with a smooth-shifting 8-speed automatic transmission, is the beast inside the beauty, featuring both best-in-class standard horsepower and better V8 fuel economy¹ than any competitor.


INCREASED HP AND TORQUE Our engineers took the challenge: leverage advanced technology to get more out of an already legendary powerplant. The end result is 420 hp and 460 lb.-ft. of torque – impressive leaps over the previous generation. **SPARK IGNITION DIRECT INJECTION** injects gasoline directly into the combustion chamber of each cylinder, enabling improvements in horsepower, torque and fuel efficiency!¹ **VARIABLE VALVE TIMING** controls the valves during intake and exhaust, allowing the engine to operate more efficiently and, at the same time, helps improve low-rpm torque and high-rpm horsepower. Escalade achieves **BETTER V8 FUEL ECONOMY THAN ANY OTHER LARGE LUXURY SUV,¹** thanks in part to **ACTIVE FUEL MANAGEMENT**, which deactivates four cylinders when added power is not needed, such as at cruising speed.



The luxury of 4WD: Available, selectable four-wheel drive – with a two-speed transfer case and neutral setting – only seems like a luxury until you need it. Include a standard Trailering Package as well, and go from extravagance to essential. **Magnetic Ride Control suspension:** This technology adds balance to the athletic performance of Escalade with driver-selectable Touring and Sport modes. It reads the road up to 1,000 times a second as magnetic particles suspended in fluid react to a magnetic field that adjusts the suspension to ever-changing road conditions. Like a gymnast balancing on a beam, Magnetic Ride Control gives Escalade a ride of almost supernatural grace.


1. Escalade and Escalade ESV 2WD: EPA-estimated 15 MPG city/22 highway. Escalade 4WD: EPA-estimated 15 MPG city/21 highway. Escalade ESV 4WD: EPA-estimated 14 MPG city/20 highway.

IN THIS CASE, "OVERPROTECTIVE"
IS A COMPLIMENT.



Safety starts with a strong foundation. And every Escalade has one, including a safety cage constructed using ultra-high-strength steel alloys. Safety is further enhanced with crumple zones (shown in red) designed to help protect you and your passengers when the unexpected happens. And since there's safety in numbers, the Escalade is equipped with seven strategically located airbags, including the first-ever luxury SUV Front Center Airbag designed to help reduce the risk of injury to the driver and passenger in a side-impact situation. Vehicle protection is serious business. So we've equipped the Luxury, Premium and Platinum Collections with the seriously protective Theft-Deterrent Package, including glass breakage, interior motion and inclination sensors, door lock shields, and a self-powered horn.

ESCALADE HOLDS SELF-AWARENESS
IN THE HIGHEST REGARD.



The Luxury, Premium and Platinum Collections include a **DRIVER AWARENESS PACKAGE** with a class-exclusive **SAFETY ALERT SEAT** that sends pulses through the seat cushion on the left or right or simultaneously, alerting you to a variety of potential hazards as well as the direction they're coming from; **FORWARD COLLISION ALERT** that uses a forward-facing front camera to detect and warn you when an impact may be imminent; and **LANE DEPARTURE WARNING** that monitors road lines and alerts you when the vehicle begins to drift into another lane without the use of a turn signal. A **DRIVER ASSIST PACKAGE** included on the Premium and Platinum Collections features **ADAPTIVE CRUISE CONTROL**, which uses forward-looking radar and camera technology to naturally maintain a driver-selected following distance from the vehicle ahead, even in stop-and-go traffic. **FRONT AND REAR AUTOMATIC BRAKING** detects when a frontal or rear collision is imminent and automatically applies braking to lessen impact severity or perhaps avoid certain low-speed situations altogether. Also included in the Driver Assist Package is **AUTOMATIC SAFETY BELT TIGHTENING** to help keep your belt precisely



where it needs to be. Included on Luxury, Premium and Platinum Collections are **REAR CROSS-TRAFFIC ALERT**, which uses sensors to sweep the left and right areas to the sides of your Escalade when you back out of parking spots and alerts you to approaching vehicles; **SIDE BLIND ZONE ALERT**, which alerts you with a side-mirror warning icon if a vehicle is in your blind spot before you merge or make a lane change; and **LANE CHANGE ALERT**, which surveys the areas well beyond the side blind zones and flashes the side-mirror warning icon to alert you of rapidly approaching vehicles.

Safety features are no substitute for the driver's responsibility to operate the vehicle in a safe manner. The driver should remain attentive to traffic, surroundings and road conditions at all times.





Escalade ESV Premium Collection / White Diamond Tricoat



ESCALADE

CAPACITIES	Maximum payload ¹	Trailer weight ²	
2WD	1,506 lbs.	8,300 lbs.	
4WD	1,460 lbs.	8,100 lbs.	
CARGO AREA ³	Maximum	Behind second row	Behind third row
Volume	94.2 cu. ft.	51.6 cu. ft.	15.2 cu. ft.
FUEL (gal., approx.)	26		

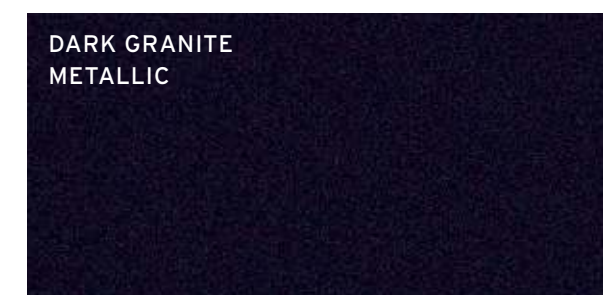


ESCALADE ESV


CAPACITIES	Maximum payload ¹	Trailer weight ²	
2WD	1,505 lbs.	8,100 lbs.	
4WD	1,460 lbs.	7,900 lbs.	
CARGO AREA ³	Maximum	Behind second row	Behind third row
Volume	120.9 cu. ft.	76.7 cu. ft.	39.3 cu. ft.
FUEL (gal., approx.)	31		

1. Maximum payload capacity includes weight of driver, passengers, optional equipment and cargo. 2. Before you buy a vehicle or use it for trailering, carefully review the trailering section of the Owner's Manual. The weight of passengers, cargo and options or accessories may reduce the amount you can tow. 3. Cargo and load capacity limited by weight and distribution.

EXTERIOR COLORS



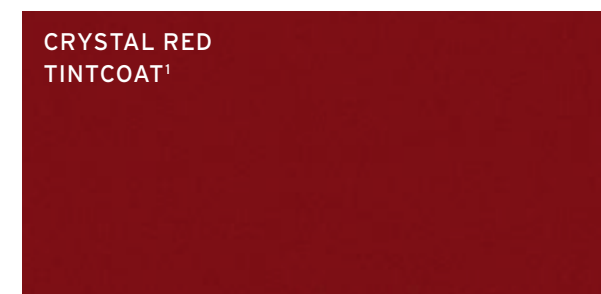
DARK GRANITE METALLIC




RADIANT SILVER METALLIC




BLACK RAVEN



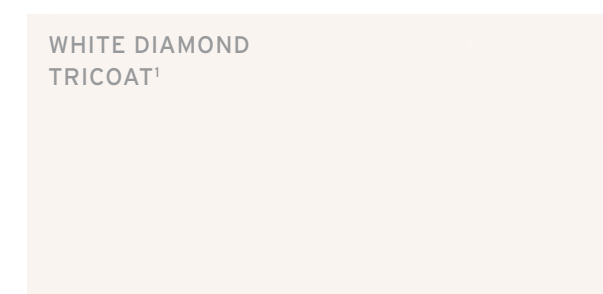
CRYSTAL RED TINTCOAT¹



MAJESTIC PLUM METALLIC¹



SILVER COAST METALLIC



WHITE DIAMOND TRICOAT¹



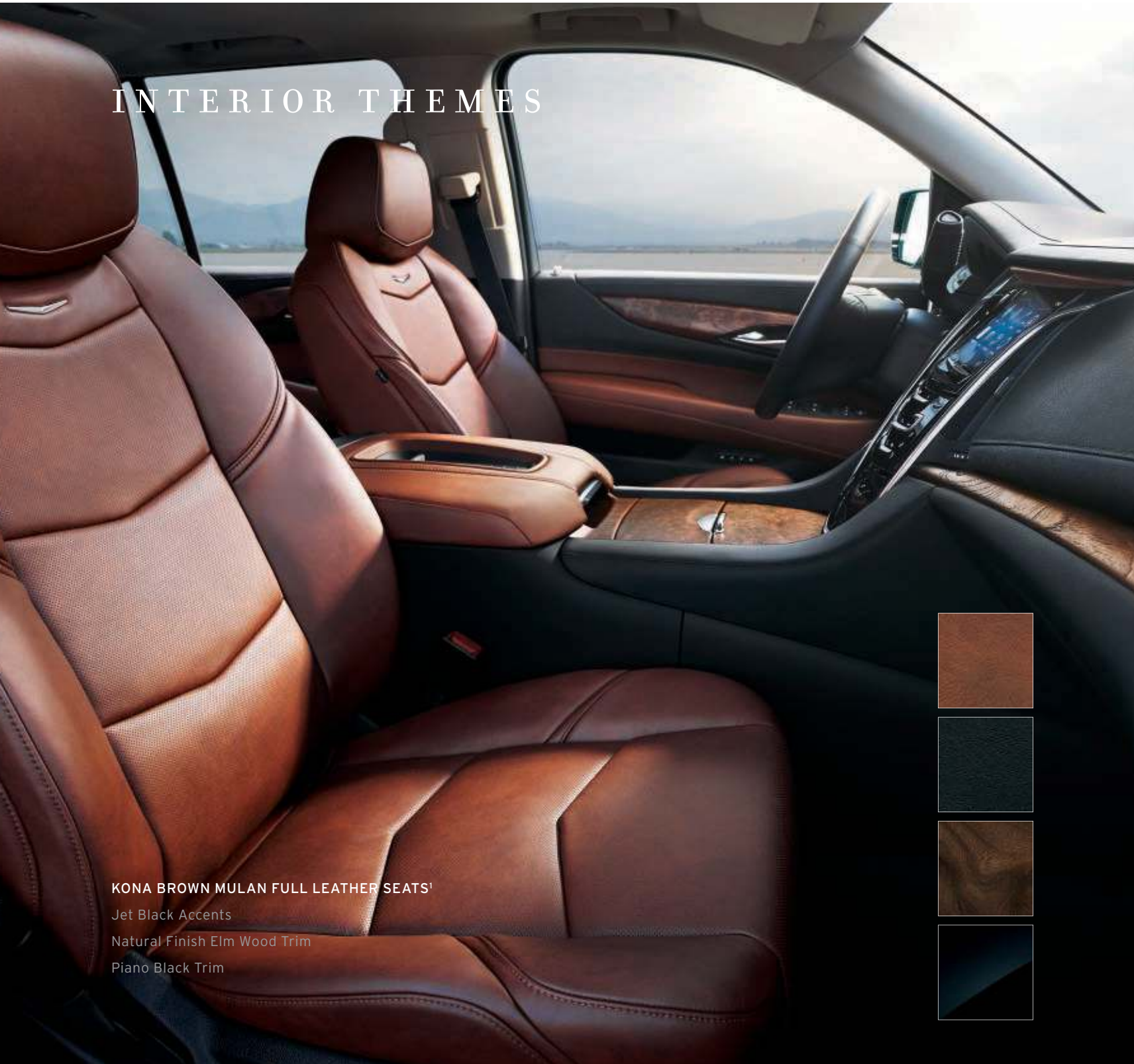
TERRA MOCHA METALLIC

TINTCOAT | A premium two-layer paint application with the addition of a tinted clearcoat, lending the finish an extra depth and brightness.



TRICOAT | A meticulous three-layer process that results in a dramatic hue-shifting color.

1. Available at extra cost.


INTERIOR THEMES



KONA BROWN MULAN FULL LEATHER SEATS¹
Jet Black Accents
Natural Finish Elm Wood Trim
Piano Black Trim




TUSCAN BROWN NAPPA SEMI-ANILINE FULL LEATHER SEATS²
Natural Finish Crème Laurel Wood Trim
Sueded Microfiber Headliner
Piano Black Trim



JET BLACK NAPPA SEMI-ANILINE FULL LEATHER SEATS²
Sumi Black Tamo Ash Wood Trim
Sueded Microfiber Headliner
Piano Black Trim






JET BLACK MULAN LEATHER SEATING SURFACES

Jet Black Accents

Santos Palisander Wood Trim

Piano Black Trim



SHALE MULAN LEATHER SEATING SURFACES

Cocoa Accents

American Walnut Wood Trim

Piano Black Trim

WHEELS



20" DUAL 7-SPOKE CHROME-PLATED WHEELS
STANDARD ON ESCALADE AND ESCALADE ESV
AND INCLUDES P275/55R20 ALL-SEASON TIRES



22" 7-SPOKE PREMIUM PAINTED WHEELS WITH CHROME INSERTS STANDARD ON ESCALADE AND ESCALADE ESV LUXURY AND PREMIUM COLLECTIONS AND INCLUDES P285/45R22 ALL-SEASON TIRES



22" DUAL 7-SPOKE PREMIUM PAINTED WHEELS WITH ULTRA-BRIGHT MACHINED FINISH AVAILABLE ON ESCALADE AND ESCALADE ESV LUXURY AND PREMIUM COLLECTIONS AND INCLUDES P285/45R22 ALL-SEASON TIRES



22" PREMIUM PAINTED WHEELS WITH CHROME INSERTS STANDARD ON ESCALADE AND ESCALADE ESV PLATINUM COLLECTION AND INCLUDES P285/45R22 ALL-SEASON TIRES

OWNER BENEFITS

We have created the most comprehensive suite of owner benefits offered by any luxury automotive brand in the world, providing everything our Cadillac owners need and everything they deserve.



PREMIUM CARE MAINTENANCE

The Cadillac Premium Care Maintenance program¹ covers routine oil changes, tire rotations, certain air filter replacements and a thorough multipoint vehicle inspection for 4 years or 50,000 miles².



WARRANTY PROTECTION

The Cadillac 6-year or 70,000-mile³ Powertrain Warranty offers more years and miles standard than BMW, Mercedes-Benz and Audi. In addition, our 4-year or 50,000-mile³ Bumper-to-Bumper Warranty covers repairs on your entire vehicle, including parts and labor, to correct any concerns in materials or workmanship.



COURTESY TRANSPORTATION

This program provides alternative transportation and/or reimbursement of certain transportation expenses if your Cadillac requires warranty repairs for 6 years or 70,000 miles.⁴ That is more years of service standard than any leading luxury automaker.



ROADSIDE ASSISTANCE

Cadillac offers more years of standard Roadside Assistance than any leading luxury automaker, with services for 6 years or 70,000 miles.⁴ This 24/7 program provides lockout, towing, refueling, Dealer Technician Roadside services and more.

The OnStar^{®5} Directions & Connections[®] Plan allows you to push one button to connect with a specially trained Advisor to find the things and places you need. Get directions or a diagnostics check while you drive. Make calls with both hands on the wheel, and control your vehicle with the OnStar RemoteLink[®] mobile app.⁶ And, as always, get help immediately in a crash or an emergency. Escalade comes standard with one year of the OnStar Directions & Connections Plan.

EMERGENCY BY ONSTAR

With Automatic Crash Response⁷, in a crash, built-in sensors can automatically alert a specially trained OnStar Advisor who is immediately connected into your Cadillac to see if you need help sent to your exact location. Other OnStar emergency services include Injury Severity Prediction and First Assist, which ensure you quickly get the help you need when seconds matter most.

SECURITY BY ONSTAR

If you've reported your Cadillac stolen, OnStar can use GPS technology to help authorities quickly locate and recover it. An OnStar Advisor can further assist authorities by sending a remote signal to activate Stolen Vehicle Slowdown^{®8} which can gradually slow the vehicle to a stop to aid in its recovery. Advisors can also enable a Remote Ignition Block[®] making it impossible to restart a stolen vehicle once it has been turned off.

NAVIGATION BY ONSTAR

Just push the blue OnStar button, and an Advisor can download turn-by-turn directions⁵ to your Cadillac. A voice will then call out every turn, or the directions will be sent to your navigation system, if equipped. You can also plan routes using MapQuest.com[®] and send them to your Cadillac.

CONNECTIONS BY ONSTAR

Available OnStar Hands-Free Calling⁹ allows you to make and receive calls safely from your Cadillac. With the OnStar RemoteLink mobile app, you can access real-time information and control your vehicle from anywhere you have cell phone service. With a few simple steps, you can find a destination using the RemoteLink app and send directions right to your vehicle.

Available OnStar with 4G LTE and built-in Wi-Fi[®] hotspot¹⁰ can help you stay better connected to the world around you. The content and connections you crave throughout your day have moved inside your Cadillac with a hotspot capable of supporting up to seven mobile devices at once, along with a high-speed, highly reliable 4G LTE connection – making it an easy way to access data on the go. You'll also see an enhancement to current OnStar services, including shorter response times and faster service delivery. This is the most powerful OnStar ever, empowering you and your passengers to create a highly connected world inside your car.

DIAGNOSTICS BY ONSTAR

With the most comprehensive vehicle diagnostics¹¹ from OnStar, maintaining your Cadillac can be as simple as checking your email or your OnStar RemoteLink mobile app. Every month, you can receive an email with the status of key operating systems, or push your blue OnStar button for a real-time diagnostics check on demand!¹²



MYCADILLAC APP¹²



The ingenuity of the Escalade doesn't stop with the vehicle. As a Cadillac owner, an advanced app is available for your new car. From virtually anywhere at any time, a few taps of your finger on your iPhone[®] or Android[™] smartphone let you access features such as parking reminders, Roadside Assistance and more. Plus, in conjunction with the OnStar RemoteLink app, you'll have the ability to remotely start your vehicle (when factory-equipped with remote start) and lock and unlock your doors from any place you have cell service. In addition, you can access key diagnostic information, including fuel tank level and range and remaining oil life.



1. Standard on all 2011 and newer vehicles. 2. Whichever comes first. See dealer for select scheduled maintenance details. 3. Whichever comes first. See dealer for limited warranty details. 4. Whichever comes first. 5. Visit onstar.com for coverage map, details and system limitations. Services vary by conditions. 6. Available on select Apple[®], Android[™], BlackBerry[®] and Windows[®] devices. Services vary by device and conditions. Requires active OnStar subscription. 7. Visit onstar.com for details and system limitations. OnStar acts as a link to existing emergency service providers. Not all vehicles may transmit all crash data. 8. Service varies with conditions. 9. Requires an existing OnStar service contract and prepaid minutes. Visit onstar.com for coverage map, details and system limitations. 10. Devices must be WPA2-compliant with active OnStar service and data plan. Wi-Fi devices manufactured prior to 2006 may not be compatible. Please consult your device manufacturer for information regarding the WPA2 security protocol and Wi-Fi device compatibility. Visit onstar.com for details and system limitations. 11. Capabilities vary by model. Visit onstar.com for details and system limitations. 12. Requires iPhone[®] or Android[™] mobile device.

ESCALADE/ESCALADE ESV FEATURES & OPTIONS

	STANDARD	LUXURY	PREMIUM	PLATINUM
DRIVETRAIN				
6.2L VVT, SIDI V8 ENGINE With Active Fuel Management: 420 hp @ 5600 rpm and 460 lb.-ft. of torque @ 4100 rpm; includes external oil cooler	Std	Std	Std	Std
REAR-WHEEL DRIVE	Std	Std	Std	Std
FOUR-WHEEL DRIVE Driver-selectable two-speed transfer case; 2WD, Automatic, 4WD High, 4WD Low and Neutral	Opt	Opt	Opt	Opt
TRANSMISSION, HYDRA-MATIC BL90 HEAVY-DUTY EIGHT-SPEED AUTOMATIC Includes Driver Shift Control manual mode, Tow/Haul mode and external oil cooler	Std	Std	Std	Std
DIFFERENTIAL, HEAVY-DUTY LOCKING REAR	Std	Std	Std	Std
ENGINE BLOCK HEATER	Opt	Opt	Opt	Opt
CHASSIS AND SUSPENSION				
BRAKES				
Four-wheel vented disc with antilock system and DuraLife rotors	Std	Std	Std	Std
Front and Rear Automatic Braking			Std	Std
Electric parking brake			Std	Std
Hill Hold and Hill Start Assist	Std	Std	Std	Std
STEERING, RACK-AND-PINION With variable electric power assist	Std	Std	Std	Std
SUSPENSION				
Independent front with coil-over-shock design/five-link rear	Std	Std	Std	Std
Automatic load leveling, rear	Std	Std	Std	Std
Magnetic Ride Control with selectable Sport mode	Std	Std	Std	Std
TRAILERING EQUIPMENT, HEAVY-DUTY	Std	Std	Std	Std
EXTERIOR				
ACTIVE AERO GRILLE SHUTTERS	Std	Std	Std	Std
ASSIST STEPS				
Integrated	Std	Std	Std	Std
Power-retractable with LED ground illumination			Opt	Opt
CAPLESS FUELING SYSTEM	Std	Std	Std	Std
GLASS				
Acoustic windshield and front side	Std	Std	Std	Std
Rear privacy tint	Std	Std	Std	Std
Solar-absorbing windshield	Std	Std	Std	Std
KEYLESS ACCESS Passive entry for all exterior doors and rear liftgate	Std	Std	Std	Std
LIFTGATE, HANDS-FREE POWER With programmable memory height	Std	Std	Std	Std
LIGHTING				
Full LED headlamps, high and low beams, Cadillac signature Daytime Running Lamps	Std	Std	Std	Std
Full LED Light Blade taillamps	Std	Std	Std	Std
Front cornering lamps, LED			Std	Std
IntelliBeam automatic high-beam On/Off		Std	Std	Std
Illuminating door handles			Std	Std
MIRRORS, REARVIEW Heated, power-adjustable, power-folding, curb view assistance, turn signal indicators, puddle lamps and driver side automatic dimming	Std	Std	Std	Std
WHEELS See page 53 for descriptions and availability				
WIPERS				
Rainsense front	Std	Std	Std	Std
Rear integrated, intermittent with washer	Std	Std	Std	Std
INTERIOR				
ADAPTIVE REMOTE START	Std	Std	Std	Std
ADJUSTABLE PEDALS, POWER WITH MEMORY	Std	Std	Std	Std
AUDIO SYSTEM				
Premium 16-speaker Bose® Centerpoint® Surround Sound system	Std	Std	Std	Std
Three USB¹ ports, SD card reader and auxiliary audio connectivity	Std	Std	Std	Std
CD/MP3 single-disc player	Std	Std	Std	Std
SiriusXM Satellite Radio² with three trial months	Std	Std	Std	Std
BLUETOOTH ³ Hands-free calling and data-service streaming with Natural Voice Recognition	Std	Std	Std	Std
BOSE ACTIVE NOISE CANCELLATION	Std	Std	Std	Std
CENTER CONSOLE				
Dual cupholders with cover	Std	Std	Std	Std
Wireless charging⁴ for mobile devices	Std	Std	Std	Std
Insulated cooler with auxiliary power outlet and two USB¹ ports				Std
Covered storage with auxiliary power outlet and two USB¹ ports	Std	Std	Std	
110-volt power outlet and auxiliary power outlet for second-row passengers	Std	Std	Std	Std
CLIMATE CONTROL, TRI-ZONE AUTOMATIC With individual settings for driver, front passenger and rear seating areas	Std	Std	Std	Std
CRUISE CONTROL				
Electronic, with resume speed	Std	Std		
Adaptive, with full-speed range⁵			Std	Std
CADILLAC CUE (CADILLAC USER EXPERIENCE) ⁶ Information and media control system	Std	Std	Std	Std



	STANDARD	LUXURY	PREMIUM	PLATINUM
INTERIOR (continued)				
Full-color 8" diagonal LCD capacitive touch screen	Std	Std	Std	Std
GAUGE CLUSTER, RECONFIGURABLE 12" Driver Information Center with four themes: Simple, Enhanced, Balanced or Performance	Std	Std	Std	Std
KEYLESS ACCESS WITH PUSH-BUTTON START	Std	Std	Std	Std
LIGHTING				
LED illumination of the interior, door handle releases, door storage, console and footwell areas	Std	Std	Std	Std
Theater dimming	Std	Std	Std	Std
MEMORY PACKAGE Includes two presets for driver seat position, exterior rearview mirrors, power tilt/telescoping steering column and power-adjustable pedals	Std	Std	Std	Std
MIRROR Automatic-dimming rearview, with OnStar®⁷ controls	Std	Std	Std	Std
NAVIGATION ⁸ Integrated with CUE; includes NavTraffic⁹	Std	Std	Std	Std
ONSTAR WITH 4G LTE¹⁰ AND WI-FI¹¹ HOTSPOT CAPABILITY Includes a three-month or three-gigabyte data trial, whichever comes first	Std	Std	Std	Std
REAR-SEAT ENTERTAINMENT SYSTEM, BLU-RAY-CAPABLE Includes 9" diagonal full-color fold-down screen; remote control; 2 two-channel wireless headphones; auxiliary audio/video jacks located on the rear of the center console; and LED-backlit display		Opt	Std	Std
Two 7" diagonal full-color screens in front head restraints				Std
Third-row 9" diagonal full-color fold-down screen (Escalade ESV only)		Opt	Std	Std
SEATING				
Leather seating surfaces (Mulan first- and second-row)	Std	Std	Std	
Full leather seats (Nappa semi-aniline first- and second-row; Mulan third-row)				Std
Front bucket, 12-way power adjustment including 4-way power lumbar control	Std	Std	Std	
Front bucket, 18-way, power adjustment including 4-way power lumbar control				Std
Heated and cooled driver and front passenger with three settings	Std	Std	Std	Std
Heated second row with three settings	Std	Std	Std	Std
Massaging driver seat with rolling, kneading and anti-fatigue modes, plus CUE screen display				Std
Second-row bucket, manual fold-and-tumble	Std			
Second-row bucket, power-release fold-and-tumble		Std	Std	Std
Second-row, 60/40 split-bench, manual fold-and-tumble	Opt			
Second-row, 60/40 split-bench, power-release fold-and-tumble		Opt	Opt	Opt
Third-row 60/40 split-bench, power fold-flat, up and down	Std	Std	Std	Std
STEERING COLUMN, POWER TILT/TELESCOPING	Std	Std	Std	Std
STEERING WHEEL Heated, leather-wrapped with fingertip controls for Cadillac CUE, audio, Bluetooth®¹³ phone interface and cruise control	Std	Std	Std	Std
SUNROOF Power tilt-sliding with express-open/-close and sunshade		Std	Std	Std
UNIVERSAL HOME REMOTE Three-channel	Std	Std	Std	Std
WINDOWS, POWER With driver and front passenger express-up/-down and rear passenger express-down	Std	Std	Std	Std
SAFETY AND SECURITY				
AIRBAGS ¹¹ Driver and front passenger dual-stage frontal; driver seat-mounted Front Center Airbag; driver and front passenger seat-mounted side-impact for thorax and pelvic protection; and head-curtain side-impact for outboard seating positions, with rollover sensor	Std	Std	Std	Std
DRIVER AWARENESS PACKAGE				
Safety Alert Seat		Std	Std	Std
Forward Collision Alert		Std	Std	Std
Lane Departure Warning		Std	Std	Std
DRIVER ASSIST PACKAGE				
Adaptive Cruise Control with full-speed range⁵			Std	Std
Front and Rear Automatic Braking			Std	Std
Automatic Safety Belt Tightening			Std	Std
HEAD-UP DISPLAY Full-color, reconfigurable		Std	Std	Std
LANE CHANGE ALERT		Std	Std	Std
ONSTAR ⁷ One-year Directions & Connections® Plan	Std	Std	Std	Std
PARK ASSIST, FRONT AND REAR	Std	Std	Std	Std
REAR CROSS-TRAFFIC ALERT			Std	Std
SIDE BLIND ZONE ALERT ¹²			Std	Std
STABILITRAK ELECTRONIC STABILITY CONTROL WITH ROLLOVER MITIGATION	Std	Std	Std	Std
SURROUND VISION Birdseye view of vehicle	Std	Std	Std	Std
THEFT-DETERRENT PACKAGE Content theft alarm with vehicle inclination sensors, interior motion sensor, door lock shields, glass breakage sensors in rear quarter glass and liftgate window and self-powered horn		Std	Std	Std
THEFT-DETERRENT SYSTEM Engine immobilizer	Std	Std	Std	Std
TIRE PRESSURE MONITORING SYSTEM Excludes spare tire	Std	Std	Std	Std
TRACTION CONTROL All-speed with brake and engine intervention	Std	Std	Std	Std

1. Not compatible with all devices. 2. Requires a subscription, sold separately by SiriusXM after the trial period. SiriusXM Satellite Radio service only available in the 48 contiguous United States and the District of Columbia. For more information and to view Customer Agreement, visit siriusxm.com. 3. Go to gmtotalconnect.com to find out which Bluetooth phones are compatible with this vehicle. 4. The system wirelessly charges one PMA- or Qi-compatible mobile device. To check for phone or other device compatibility, go to gmtotalconnect.com. 5. Adaptive Cruise Control is no substitute for the driver's personal responsibility to operate the vehicle in a safe manner. The driver needs to remain attentive to traffic and road conditions and provide the steering, braking or other inputs necessary to retain control of the vehicle. 6. Full functionality requires compatible Bluetooth and smartphone. Some devices require USB connectivity. 7. Visit onstar.com for coverage map, details and system limitations. Services vary by model and conditions. 8. Map coverage available in the United States, U.S. Virgin Islands, Puerto Rico and Canada. 9. If you subscribe after your trial period, subscriptions are continuous until you call SiriusXM to cancel. See SiriusXM Customer Service Agreement for complete terms and geographic limitations at siriusxm.com. Other fees and taxes will apply. All fees and programming subject to change. 10. Devices must be WPA2-compliant with active OnStar service and data plan. Wi-Fi devices manufactured prior to 2006 may not be compatible. Please consult your device manufacturer for information regarding the WPA2 security protocol and Wi-Fi device compatibility. Visit onstar.com for details and system limitations. 11. Always use safety belts and child restraints. Children are safer when properly secured in a rear seat in the appropriate child restraint. See the Owner's Manual for more information. 12. Before making a lane change, always check the Side Blind Zone Alert display and the side and inside rear mirrors, look over your shoulder for vehicles and hazards, and activate the turn signal.

ABOUT THIS CATALOG

We have tried to make this catalog comprehensive and factual. We reserve the right, however, to make changes at any time, without notice, in prices, colors, materials, equipment, specifications, models and availability. Specifications, dimensions, measurements, ratings and other numbers in this catalog and other printed materials provided at the dealership or affixed to vehicles are approximates based upon design and engineering drawings and prototypes and laboratory tests. Your vehicle may differ due to variations in manufacture and equipment. Since some information may have been updated since the time of printing (October 2014), please check with your Cadillac dealer for complete details. Any variations in colors shown are due to reproduction variation in the printing process. Cadillac reserves the right to lengthen or shorten the model year for any product for any reason, or start and end model years at different times. Note: Some photographs in this catalog show vehicles with optional equipment.

ONSTAR® OnStar services require vehicle electrical system (including battery), wireless service and GPS satellite signals to be available and operating for features to function properly. OnStar acts as a link to existing emergency service providers. Subscription Service Agreement required. Call 1-888-4ONSTAR (466-7827) or visit onstar.com for OnStar's Terms and Conditions, Privacy Policy, and details and system limitations.

ENGINES Cadillac products are equipped with engines produced by GM Powertrain or suppliers to GM worldwide. The engines in Cadillac products may also be used in other GM makes or models.

ASSEMBLY Cadillac vehicles and their components are assembled or produced by different operating units of General Motors, its subsidiaries or suppliers to GM worldwide. We sometimes find it necessary to produce Cadillac vehicles with different or differently sourced components than originally scheduled. Since some options may be unavailable when your vehicle is assembled, we suggest that you verify that your vehicle includes the equipment you ordered or, if there are changes, that they are acceptable to you.

UPDATED SERVICE INFORMATION Cadillac dealers receive useful service bulletins about Cadillac products. You may purchase them from Helm Incorporated by calling 1-800-551-4123 or by visiting www.helminc.com.

NEW-VEHICLE LIMITED WARRANTY World-class coverage comes standard on every 2015 Cadillac. This warranty is for Cadillac vehicles registered in the U.S.A. See your Cadillac dealer for terms and conditions.

COVERED FOR 6 YEARS/70,000 MILES (WHICHEVER COMES FIRST) Powertrain Limited Warranty with no deductible, Roadside Assistance Program¹ and Courtesy Transportation Program!²

COVERED FOR 4 YEARS/50,000 MILES (WHICHEVER COMES FIRST) Bumper-to-Bumper coverage; tires – defects in material and workmanship; repairs made to correct any vehicle defect; corrosion on body sheet metal panels.

RUST-THROUGH COVERAGE Cadillac vehicles are designed and built to resist corrosion and rust-through corrosion. Any body sheet metal that rusts through (in the form of an actual hole in the sheet metal) is covered for six years and unlimited mileage. Cosmetic or surface corrosion – resulting from stone chips or scratches in the paint, for example – is not included in the rust-through coverage. Application of additional rust-inhibiting materials is not required under the rust-through coverage and none is recommended. See your Cadillac dealer for terms of this limited warranty.

FLEET ORDERS Some standard content may be deleted with fleet orders. See dealer for details.

1. Roadside Assistance Program and Courtesy Transportation Program are not part of the New-Vehicle Limited Warranty. A separate booklet titled "Warranty and Owner Assistance Information" furnished with each new vehicle provides detailed warranty coverage information.

GM, the GM emblem, Cadillac, the Cadillac Crest, OnStar, the OnStar emblem and the slogans, emblems, vehicle model names, vehicle body designs and other marks appearing in this catalog are the trademarks and/or service marks of General Motors, its subsidiaries, affiliates or licensors. Apple and iPhone are trademarks of Apple Inc., registered in the U.S. and other countries. Android is a trademark of Google, Inc. The trademark BlackBerry is owned by Research In Motion Limited and is registered in the United States and may be pending or registered in other countries. General Motors is not endorsed, sponsored, affiliated with or otherwise authorized by Research In Motion Limited. Bose and Centerpoint are registered trademarks of Bose Corporation. Windows is a registered trademark of Microsoft, Inc. Pandora is a registered trademark of Pandora Media, Inc. SiriusXM Satellite Radio is a registered trademark of Sirius XM Radio Inc. MapQuest.com is a registered trademark of AOL, Inc. Blu-ray is a trademark of Blu-ray Disc Association. Wi-Fi is a registered trademark of Wi-Fi Alliance® ©2014 General Motors. All rights reserved.



cadillac.com/escalade